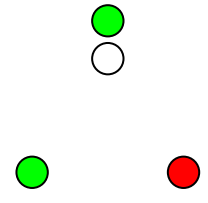

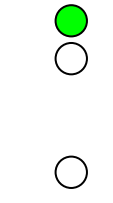
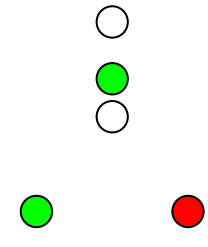
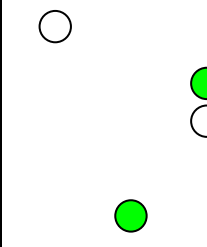
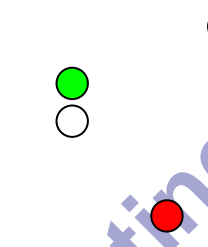
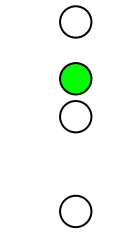
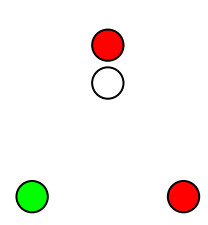
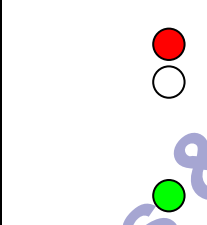
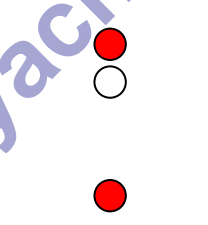
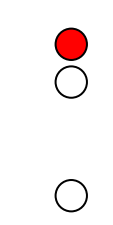
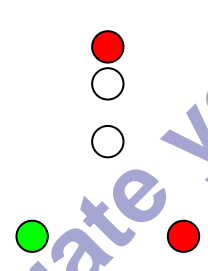
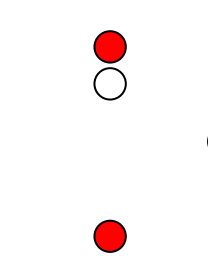


	Da prua	Da dritta	Da sinistra	Da poppa
Nave < 50 m in pesca a strascico a fanali V&B a 360° (1)				
Nave > 50 m in pesca a strascico fanali V&2B a 360° (1)				
Nave in pesca non a strascico fanali R&B a 360° (1)				
Nave in pesca non a strascico sporgenza att. > 150 m fanali R&2B a 360° (1)				

(1) Senza abbrivio vengono spente le normali luci di via, ma rimangono comunque accesi i fanali speciali indicati.